


# M880

# RAY W



## One step pushbuttons and extreme flexibility


Compact single-click push-button panel with an innovative and versatile design. Wide range of options for customizing the control layout. Available with M12 connector.



 **WIRED**



## Details



### SELECTION AND MOTION ACTUATORS

The panel of RAY allows to install buttons and in some cases selectors.




### NO ENVIRONMENT IS TOO HARSH

Made of compounds that are compliant with the RoHS (with operating temperatures from -20°C +55°C / -4°F +133°F).



### ERGONOMY

Small size and weight guarantee greater freedom of movement, a comfortable and safe comfortable grip.



### BACKLIT PANEL

Ray can be equipped with a backlit panel or buttons with led for a perfect use during work sessions with poor lighting (work situations in semi-darkness or in darkness).

## Technical data

Dimensions (L.W.A.) 162 x 80 x 43 mm / 6.37 x 3.15 x 1.70 in

Weight 350 g / 0,77 lb

Max number of ON/OFF commands 17 + START

Max number of analog commands (optional) 4

Casing material Charged Nylon UL94 HB

Operating temperature -20°C +55°C / -4°F +133°F

Degree of protection IP 65

Field BUS CAN Bus / CAN Open